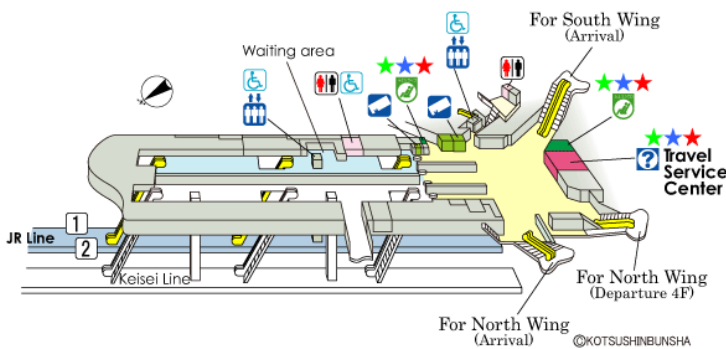


Directions from Narita Airport to Musashisakai Station and Hotel Mets

JR/Narita Express trains: Taking the trains is the fastest way to get into Tokyo from Narita Airport. Although there are several options, the Narita Express (N'EX) is the fastest and simplest way to go. Find the Narita Express platform, walking out the arrival section to the main part of the airport. Keep following the sign that says "To JR/Narita Express". Eventually you can find and take a luggage cart with you- Be careful when piling your bags on the cart, since the escalator's angle is quite steep and your bags may slide off (the cart won't- it has a special brake). After getting off the escalator and going through the sliding glass doors, a ticket counter for JR/Narita Express appears on your right. Purchase a ticket with YEN money.

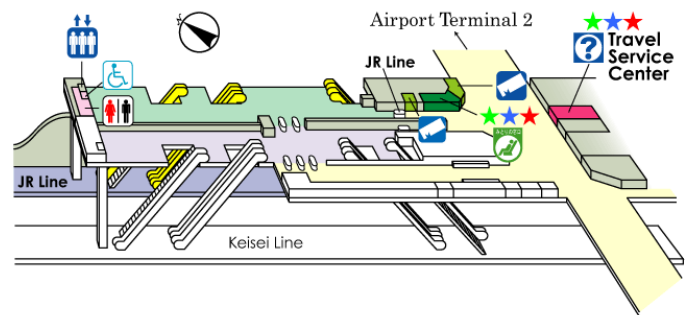


In case you are using the JR Train after you get off the N'EX, don't forget to buy a ticket which covers all the way to your destination. The time schedule for train departures are shown on the overhead screen at the ticket counter. If one is leaving right as you get there, it may be worth waiting for the next train, as the seats could be sold out.



JR Station - Narita Airport Terminal 1

- Track **1** For Tokyo (Limited Express including N'EX)
- Track **2** For Tokyo (Rapid-service Train)



JR Station - Narita Airport Terminal 2

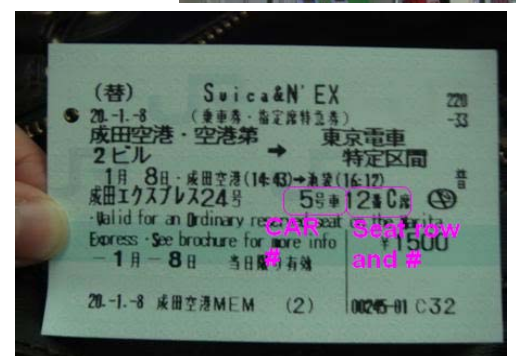
The trains for both directions depart from/arrive at the same platform.

Ticket Office at Narita Airport

Tell the clerk of your destination and purchase the ticket with your reserved car/seat written on.

The luggage cart is available all the way to the top of the escalators- there is a space against the right hand wall that says "carts". Go down the escalators to the JR platform.

CAUTION: Be sure you are on an appropriate track of the Narita Express (N'EX), since there are also tracks for regular JR trains. The N'EX arrives/departs from the same platform, so don't worry if one train seems to be facing the opposite way.



Check the overhead screens to confirm the departure time of trains and a car number- Be sure to stand at the section for your car number so you don't have to go through inside the train with all your luggage (It is easier to move on the platform). You may leave your large luggage at the Luggage Space located near the entrance of the train. For carry-ons, put them in overhead compartments above the seats. It is safe to leave your luggage in those places and is important to do so since there is no space in the train for big bags.



Conductors go through the train and validate your ticket (don't lose it as it is needed to insert it in the turnstile to exit at the ultimate destination), and train ladies go through to sell drinks, food and gifts-*omiyage* (useful for travelers who forgot to buy gifts for their office- Variety of gifts come with Japanese-style, American-style, or European-style).

The ride to Tokyo Station is about 50 minutes. If you are heading toward Shinjuku Station, stay seated with another 15 minutes.

Get off the N'EX at Tokyo Station, go upstairs and find platform 1 and 2 to transfer to the Chuo line (Chuo Sen- 中央線). The Chuo line runs the orange colored train which takes you to Musashisakai Station.



Since Tokyo Station is the terminal station on the Chuo line, all trains head to the west direction. Note that the *Special Rapid Train (or Tokubetsu Kaisoku- 特別快速)* does not stop at all stations. Make sure you get on a Rapid Train (Kaisoku- 快速) to get off at **Musashisakai Station**. The ride to Tokyo Station to Musashisakai Station would take around 37 -39 minutes.

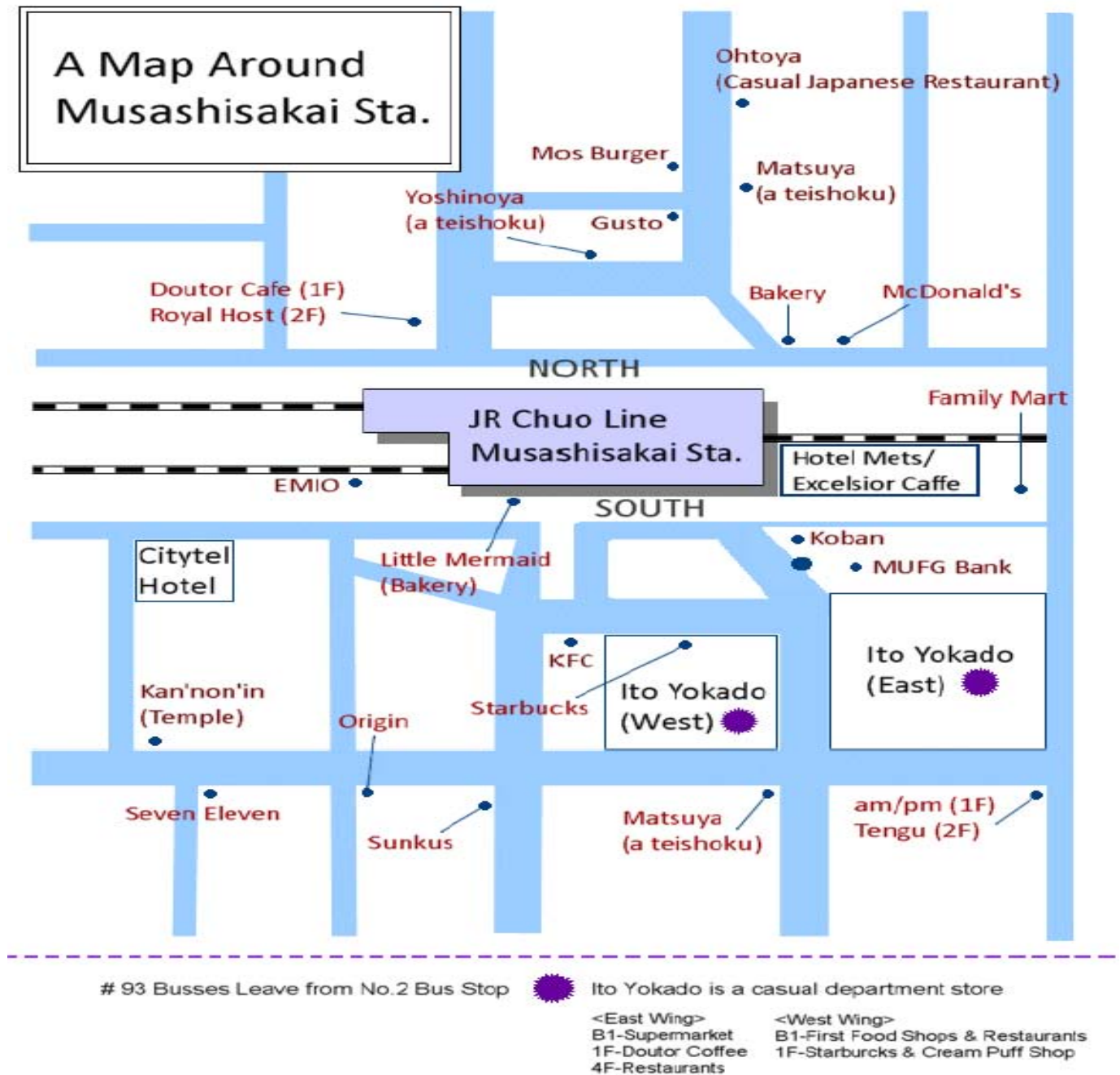
At Musashi-sakai station, go downstairs to the ground level and follow the sign for the SOUTH EXIT. Find the fare adjustor machine near the exit, and then insert your N'EX ticket from Narita Express. The machine tells you how much you owe (should be around 500 yen, but it won't cost you anything if you have already bought the ticket directly to Musashi-sakai St.). Put money in the machine and it will give you a new ticket. Exit the turnstiles by inserting your ticket- it won't give you anything back, but the gates will open.

Outside the turnstiles, you'll see the police box (Kooban- 交番) in front of Excelsior Caffe, which is the first floor of the Hotel Mets Musashisakai.



Hotel Mets Musashisakai

Two large department store buildings, both called Ito Yokado are located in the south of the station. One on the left has a grocery store in the basement and the other on the right has a food court in the basement and a starbucks at the entrance.



Reference

- JR-EAST Narita Express: <http://www.jreast.co.jp/e/nex/index.html>
- Hotel Mets Musashisakai: <http://www.hotelmets.jp/musashisakai/> (Japanese)
<http://www.jrhotelgroup.com/eng/code/codeeng124.htm> (English)