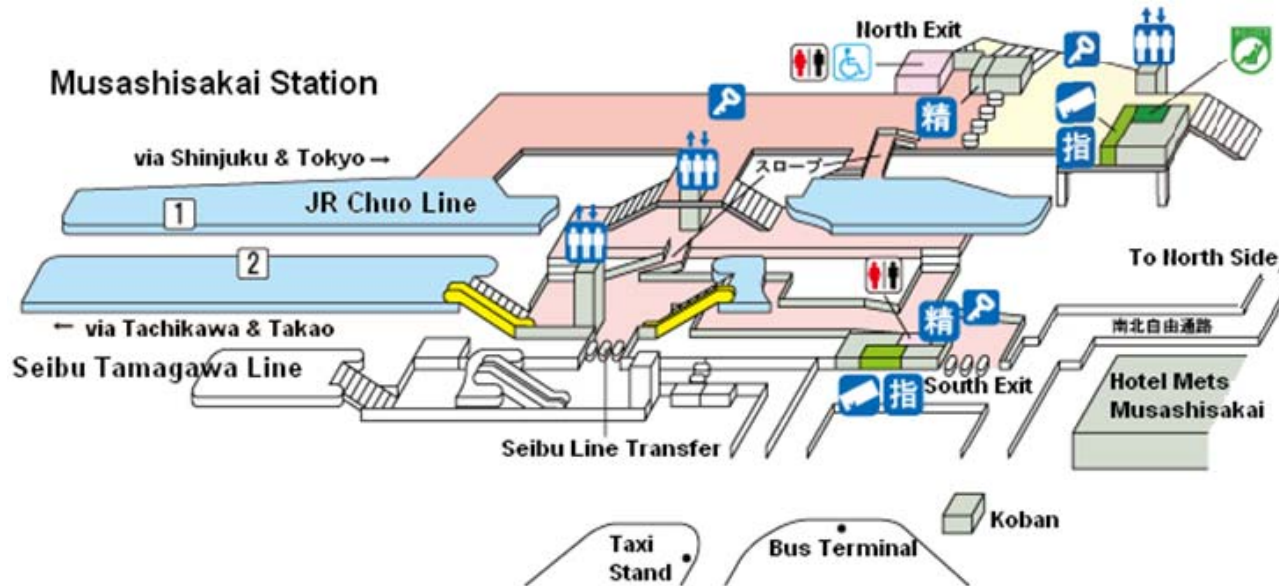


Doshisha- S 2011-12 KYOTO group

ROUTE MAP FROM MUSASHISAKAI STATION TO KYOTO

Route	Procedure
Musashisakai Station	<p>At the orientation, you'll be provided with two kinds of bullet train tickets for your trip to Kyoto on March 26th (Mon), 2012:</p> <ul style="list-style-type: none"> - A railway ticket (= Base fare) from JR Musashisakai station to JR Kyoto station. - A limited express non-reserved seat ticket (Limited express fee has to be paid in addition to the base fare) for Nozomi (東海道・山陽新幹線 のぞみ) leaving from JR Tokyo station to JR Kyoto station. <p>TOTAL FARE from Musashisakai to Kyoto station: 12,920 yen (Cancellation Fee: 210 – 420 yen)</p> <p>*** Please prepare the abovementioned amount of money in Japanese YEN in cash to get your ticket from us ***</p>
<p>JR Chuo-line 36-38 minutes (Escorted by UCTSC Staff)</p>	<p>The Tokyo Study Center staff will escort you all to Tokyo Station from ICU. However, please keep this direction with you in case of emergency- like getting lost on the way!!</p> <p>We'll take JR Chuo-line for Tokyo from track #1. JR Chuo-line runs every 5 minutes, but also is well-known for delays caused by unexpected accidents. The ride to Tokyo station takes around 36-38 minutes.</p> <p>Please leave Musashisakai earlier than you estimate so that it reduces the risk of missing Shinkansen at Tokyo station and give yourself enough time.</p>

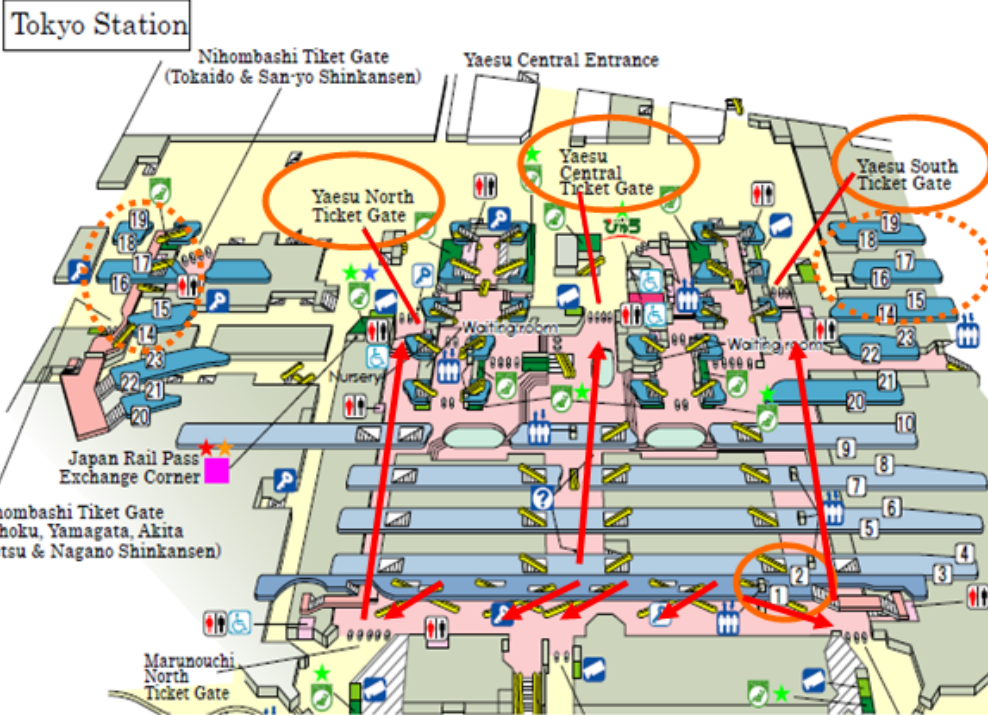


Railway ticket (Jyosha-ken 乗車券)



Limited express ticket (Tokkyu-ken 特急券)

Tokyo Station



The JR Chuo train from Musashisakai will arrive at track #1 or 2 of Tokyo Station. In order to transfer to Tokaido/Sanyo Shinkansen “Nozomi-のぞみ” (Although other Shinkansen such as “Hikari” or “Kodama” stops at Kyoto, Nozomi is the fastest to arrive: See the timetable attached), go downstairs and move on to either Yaesu North/Central/South Shinkansen Ticket Gates as shown in the map. The Shinkansen heading to Kyoto will leave from platform # 14 to 19. Refer to the electronic bulletin board.

Kyoto Station is the 4th stop from Tokyo Station by Shinkansen Nozomi:

Tokyo---Shinagawa---Shinyokohama---Nagoya---Kyoto

T:Tokyo MI:Mishima SHI:Shizuoka HA:Hamamatsu Ng:Nagoya
Oo:Shin-Ōsaka HI:Himeji OKA:Okayama Mi:Mihara Hi:Hiroshima

Weekday

JR Tōkaidō and Sanyō Shinkansen [Tokyo] N: Nozomi H: Hikari K: Kodama

Time	Hakata direction(weekday)																							
6	Ha	Ha	Oo	Ha	Ng	Oo	Ha	Oo				00N	18N	26H	30N	33K	43N	50N	56K					
7	Oo	OKA	Ha	Oo	Ng	Ha	Oo	Hi	Ha	Oo		00N	03H	10N	20N	26K	30N	33H	40N	50N	56K			
8	Oo	OKA	Ha	Oo	Ng	Ha	Oo	Oo	Oo	Ha	Oo	00N	03H	10N	20N	26K	30N	33H	40N	47N	50N	56K		
9	Oo	OKA	Ha	Oo	Ng	Ha	Oo	Oo	Hi	Oo		00N	03H	10N	20N	26K	30N	33H	40N	50N	56K			
10	Oo	OKA	Ha	Oo	Ng	Ha	Oo	Hi	Oo			00N	03H	10N	20N	26K	30N	33H	50N	56K				
11	Oo	OKA	Ha	Ng	Ha	Oo	Hi	Oo				00N	03H	10N	26K	30N	33H	50N	56K					
12	Oo	OKA	Ha	Ng	Ha	Oo	Hi	Oo				00N	03H	10N	26K	30N	33H	50N	56K					
13	Oo	OKA	Ha	Ng	Ha	Oo	Hi	Oo				00N	03H	10N	26K	30N	33H	50N	56K					
14	Oo	OKA	Ha	Ng	Ha	Oo	Hi	Oo				00N	03H	10N	26K	30N	33H	50N	56K					
15	Oo	OKA	Ha	Ng	Ha	Oo	Oo	Hi	Oo			00N	03H	10N	26K	30N	33H	40N	50N	56K				
16	Oo	OKA	Ha	Oo	Ng	Ha	Oo	Oo	Ha	Ng	00N	03H	10N	20N	26K	30N	33H	40N	50N	56K				
17	Oo	OKA	Ha	Oo	Ng	Ha	Oo	Oo	Ha	Ng	00N	03H	10N	20N	26K	30N	33H	40N	50N	56K				
18	Oo	OKA	Ha	Oo	Oo	Ng	Hi	Oo	MI	Oo	Ha	Ng	00N	03H	10N	20N	23N	26K	30N	33H	37K	40N	50N	56K
19	Oo	OKA	Hi	Oo	Oo	OKA	Oo	MI	Hi	Ng	00N	03H	10N	20N	26K	30N	33H	37K	50N	56K				
20	Oo	HI	HI	Oo	Ng	OKA	Oo	MI				00N	03H	10N	20N	26K	30N	50N	56K					
21	Oo	SHI	Oo	Ng	HA							00N	13K	20N	30H	43K								
22	Ng	SHI	MI									00H	10K	47K										



automatic ticket gate

Model

Expected Duration

(Tokyo - Kyoto)

Nozomi (N)

2H 20min

Hikari (H)

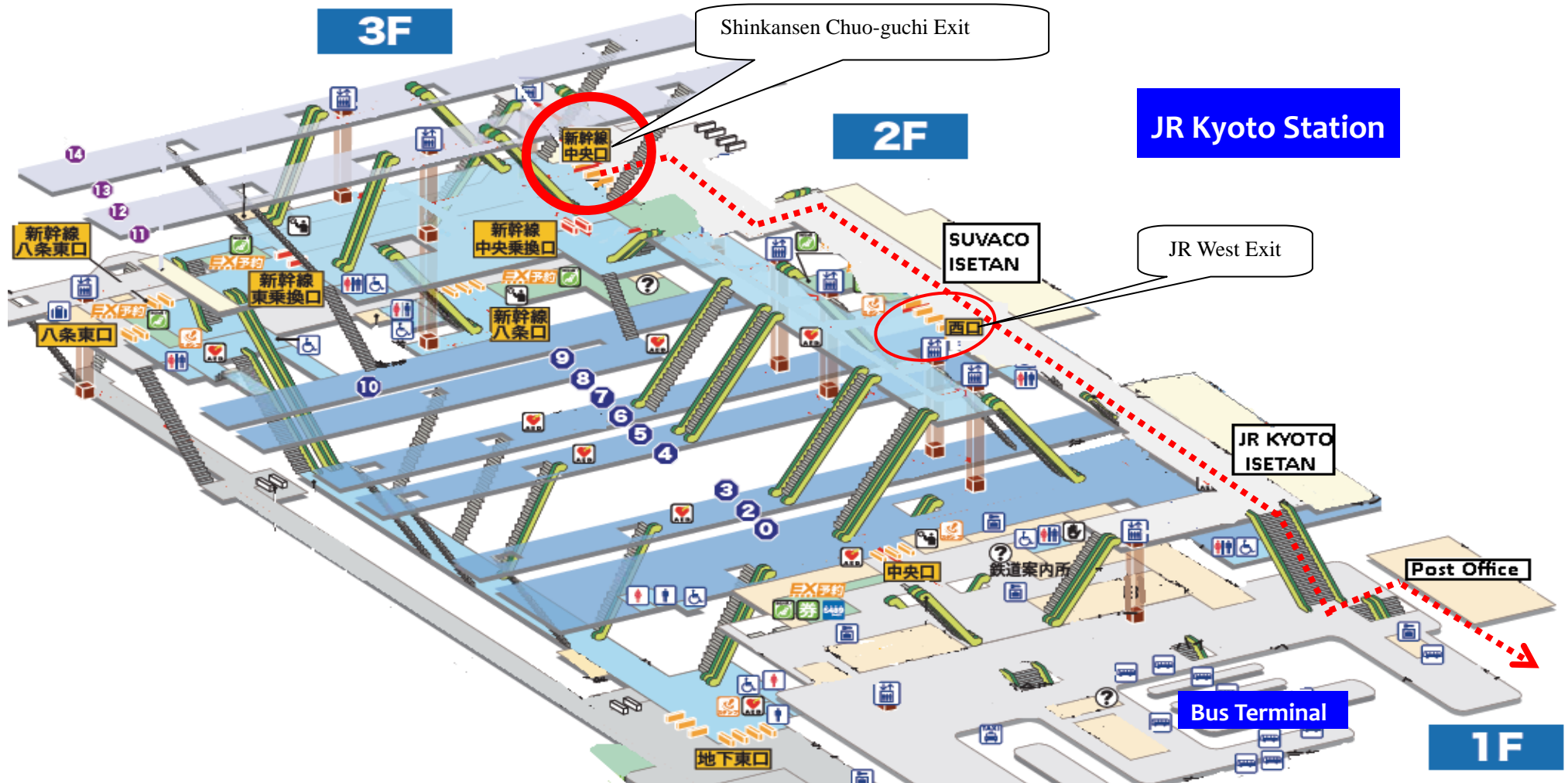
2H 50min.

Kodama (K)

3H 40min.

At JR Kyoto Station

After you get off the Shinkansen, go down the stairs and exit from “Shinkansen Chuo-guchi 新幹線中央口” exit.
As you exit, turn right and walk along the way called *Nanboku Jiyu Tuuro* 南北自由通路 until you find an escalator going downstairs.
Along the way, you’ll find a shopping store “SUVACO JR ISETAN” on your left and JR West Exit 西口 on your right, and right before the escalator you’ll find a department store “JR ISETAN” on your left. As you go down the escalator, you’ll see a post office on your left hand side.
Refer to the map attached for further direction to your housing.



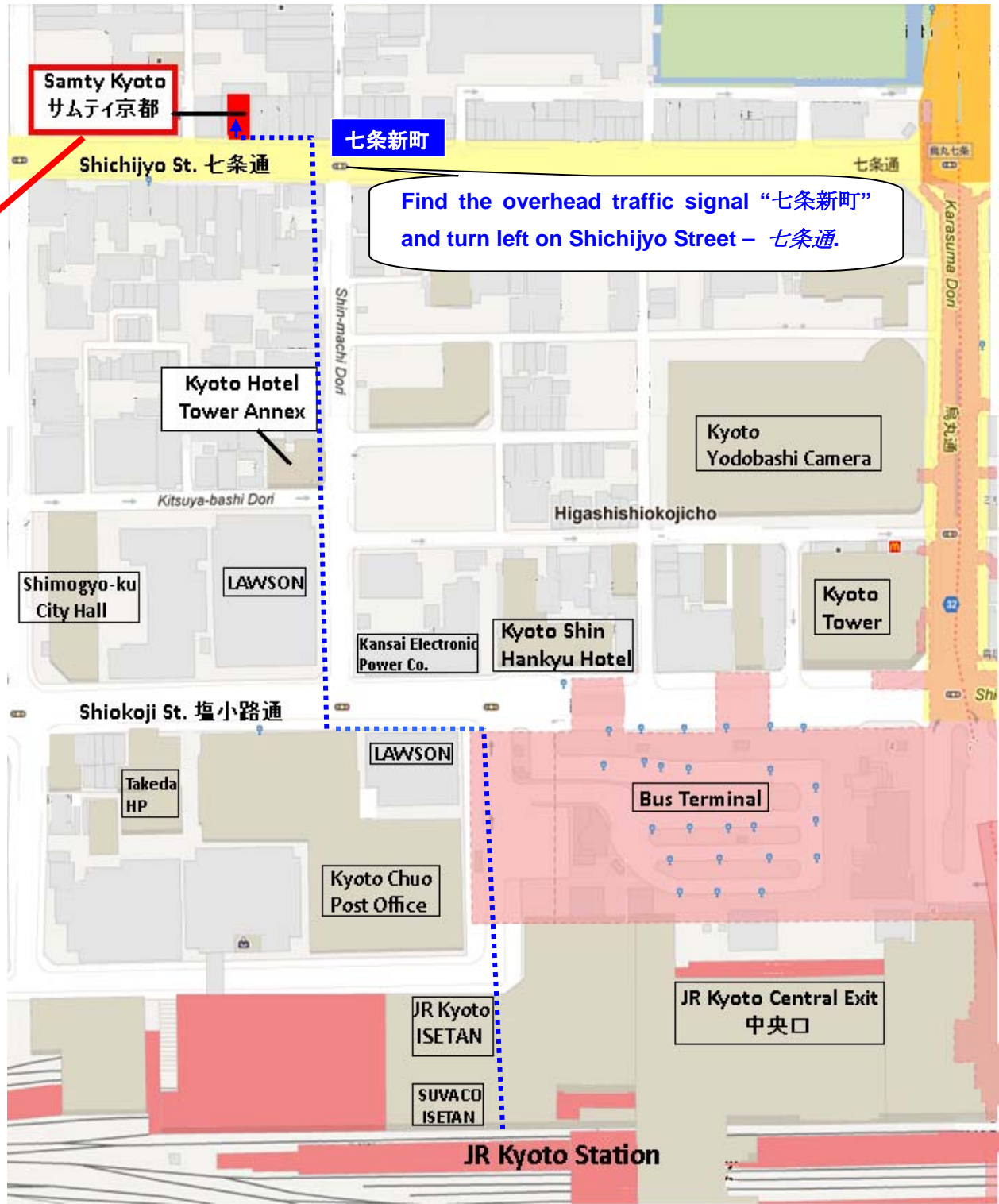
Direction
From
JR Kyoto Station
to
Samty Kyoto



Samty Kyoto
サムティ京都

Yakitori Dining
Ichiban 一番

Stamp Store
はんこ屋さん



Find the overhead traffic signal “七条新町” and turn left on Shichijyo Street – 七条通.

JR Kyoto Station