


Directions From Haneda Airport To Weekly Mansion TAKADANOBABA

If you are arriving at Haneda Airport, take the Keikyu Line (京急線), specifically, Keikyu Airport Line “AIRPORT EXPRESS (エアポート急行 – *airport kyuko*)” or “AIRPORT LIMITED EXPRESS (エアポート快特 – *airport kaitoku*).”

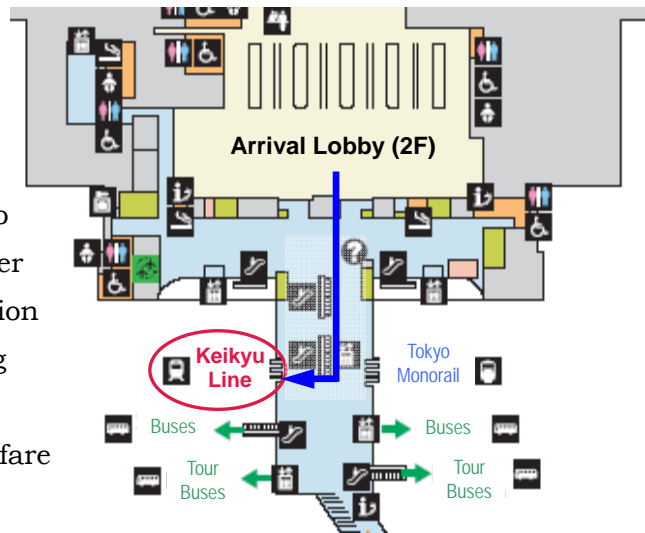
Keikyu Line station is directly connected from the Haneda Airport International Terminal Arrival Lobby on the 2nd floor.

See the movie below showing how to access to the station.
<http://www.haneda-tokyo-access.com/en/movie/index.html#Stationandservice>



Fee: 590 yen
Time: 60 minutes

Haneda International Terminal Station (羽田空港国際線ターミナル駅)



Purchase a ticket all the way to JR Takadanobaba Station either at the Keikyu Tourist Information Center or from a ticket vending machine, both located at the entrance of Keikyu Line. Total fare should be ¥590.



15-20 min.

When you buy a ticket from a vending machine, you can choose a language on the vending machine display. Press “ticket” bottom and select “connecting ticket” tab, then buy a ticket to JR Takadanobaba Station via Shiagawa. You can pick a ticket by choosing the fare to your final destination (¥590) or the station name (Takadanobaba).



See the movie below showing how to buy a ticket.

<http://www.haneda-tokyo-access.com/en/movie/index.html#Stationandservice>

Once you go through the ticket gate, proceed to the track #2. Again, you need to take Keikyu Airport Line “AIRPORT EXPRESS (エアポート急行 - *airport kyuko*)” or “AIRPORT LIMITED EXPRESS (エアポート快特 - *airport kaitoku*).”



Pay close attention to destinations since there are many. To minimize transfers and keep it simple, you should **AVOID** the following destinations: Keikyu Kamata (京急蒲田), Keikyu Kawasaki (京急川崎), Kanagawa Shinmachi (神奈川新町), Kanazawa Bunko (金沢文庫), Shinzushi (新逗子), Uraga (浦賀), Keikyu Kurihama (京急久里浜), and Misakiguchi (三崎口).

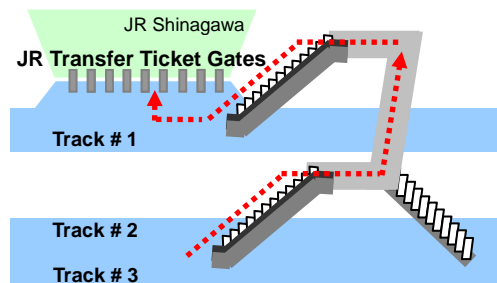
Keikyu Shinagawa Station (品川駅)



JR Shinagawa Station (品川駅)



Get off at Shinagawa Station and transfer to JR Yamanote Line (JR 山手線). You will be arriving at track #2 of the station. Take escalator/stairs in the middle of the platform, follow the signs saying “JR 線のりかえ (Transfer to JR Line)” and proceed to track #1 where the JR transfer ticket gates (のりかえ改札口 - *norikae kaisatsu guchi*) are located.



23 min.



As you pass through the transfer ticket gate, don't forget to pick up your ticket.

Then take JR Yamanote line bound for “Shibuya (渋谷) and Shinjuku (新宿)” from track #2. It might be easier to find it if you remember that the symbol color of Yamanote Line is light green.



JR Takadanobaba Station, Waseda Exit (高田馬場駅, 早稲田口)

Get off at Takadanobaba Station (10th station from Shinagawa), and proceed to Waseda exit (早稲田口), not Toyama exit (戸山口). Follow the direction map below to get to the Weekly Mansion. It takes about 8-10 minutes on foot from the station.



Directions from JR Takadanobaba Station to Weekly Mansion TAKADANOBABA

Once you get out of JR Takadanobaba Station through Waseda Exit (早稲田口) ticket gate (①), turn left and pass under the overhead railway. You will see “Bank of Tokyo Mitsubishi UFJ (三菱東京UFJ銀行)” (②) on the right side of the street. Go straight until you see “Seiyu (西友)” (③), a supermarket, then turn right at the first corner after Seiyu. You’ll be going down a slope. Make a left turn at the end of the slope and go straight into the residential area. Along the way, you should see “Poplar (ポプラ)” (④), a convenience store. Stay right at the fork (⑤) in the road, and turn right at the first block. Just before you make this right turn, you will see a weekly mansion sign on a utility pole (⑥). Go straight and you will see the “Weekly Mansion TAKADANOBABA (ウィークリーマンション高田馬場)” (⑦) on your left.

**Numbers in circles coincide with the pictures below.*



↑ ① “Waseda Exit (早稲田口)” ticket gate at JR Takadanobaba Station



↑ ② Bank of Tokyo Mitsubishi UFJ



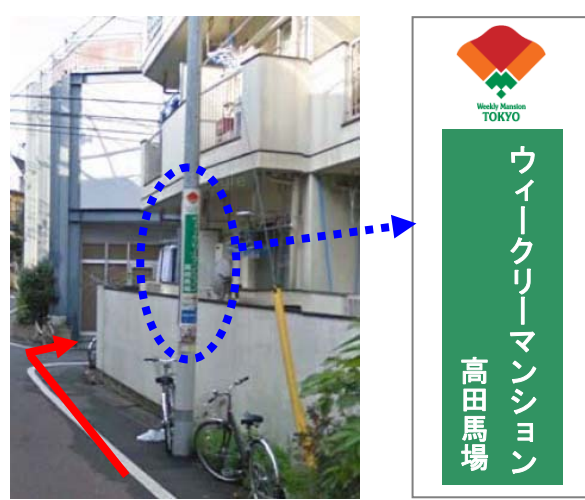
↑ ③ Seiyu (西友)



↑ ④ Poplar (ポプラ) - convenience store



↑ ⑤ forked road (stay RIGHT side)



↑ ⑥ Sign on a utility pole



⑦ Weekly Mansion TAKADANOBABA (ウィークリーマンション高田馬場) will be on the left side



3-18-3 Takadanobaba, Shinjuku-ku, Tokyo 169-0075

〒169-0075 東京都新宿区高田馬場 3-18-3

TEL: 03-3368-1381

URL: <http://www.wmt.co.jp/en/location/takadanobaba/index.html>