

How to Buy Shinkansen (Bullet Train) Tickets

You can purchase the Shinkansen tickets for reserved-seats at:

1. The railway ticket vending machines (English available) at JR Musashisakai station at the south side or
 2. The reservation ticket office, *Midori-no-madoguchi* (see a logo) at the north side.
- In addition, the Shinkansen tickets and railway tickets are available at any JR station.

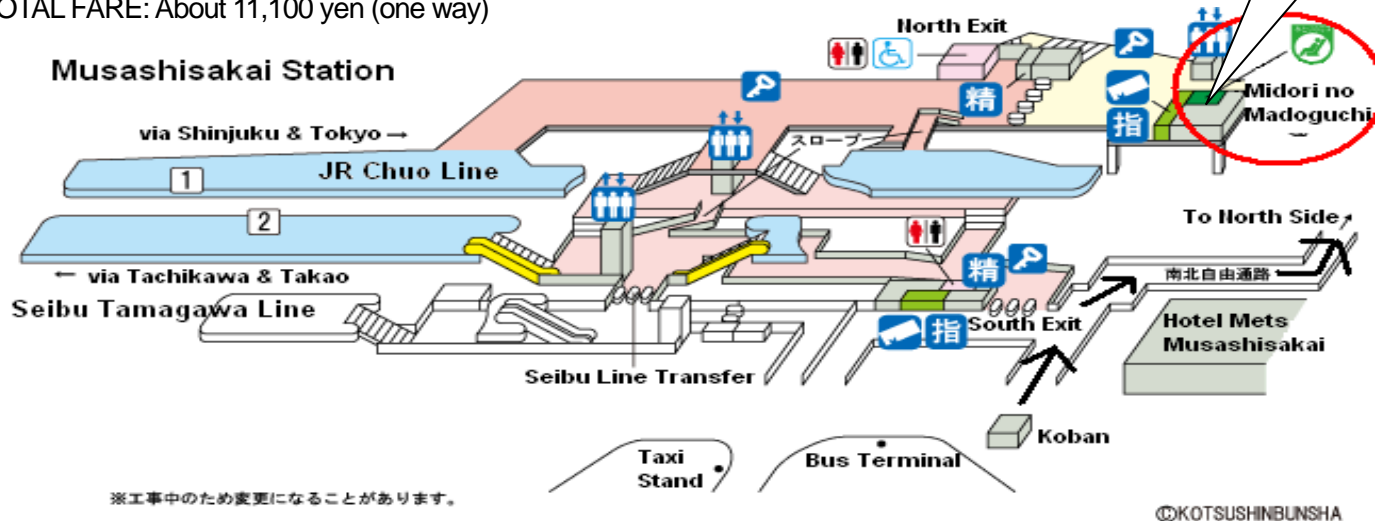


Please purchase two kinds of tickets for April 3rd (Tue), 2012:

- A railway ticket from JR Musashisakai station to JR Sendai station.
- A limited express reserved seat ticket for Hayate # 25 (東北新幹線 はやて 25号) leaving from JR Tokyo station to Sendai station.

Office Hour
9:00 -21:00

TOTAL FARE: About 11,100 yen (one way)



Directions to Sendai station on April 3rd (Tue), 2012

10:46 (or earlier) - JR Musashisakai station

Take JR Chuo-line for Tokyo from track # 1. JR Chuo-line runs every 5 minutes, but is also well-known for delays caused by unexpected accidents. Please leave Musashisakai earlier than you estimate so that it reduces the risk of missing the Shinkansen and gives yourself enough time at Tokyo station where there are many shops and restaurants.

11:24 - JR Tokyo station

The train arrives at track # 1 or # 2. Go down the stairs and transfer to Tohoku Shinkansen 東北新幹線.
Go through automated gates for the Tohoku/Yamagata/Jyoetsu/Nagano Shinkansen 東北・山形・秋田・上越・長野新幹線 Tracks.
Tohoku Shinkansen will leave from track # 20, 21, 22, or 23.
Please confirm the track number with the overhead screen.



11:56 - Tohoku Shinkansen Hayate # 25

13:37 - Arrive at JR Sendai station

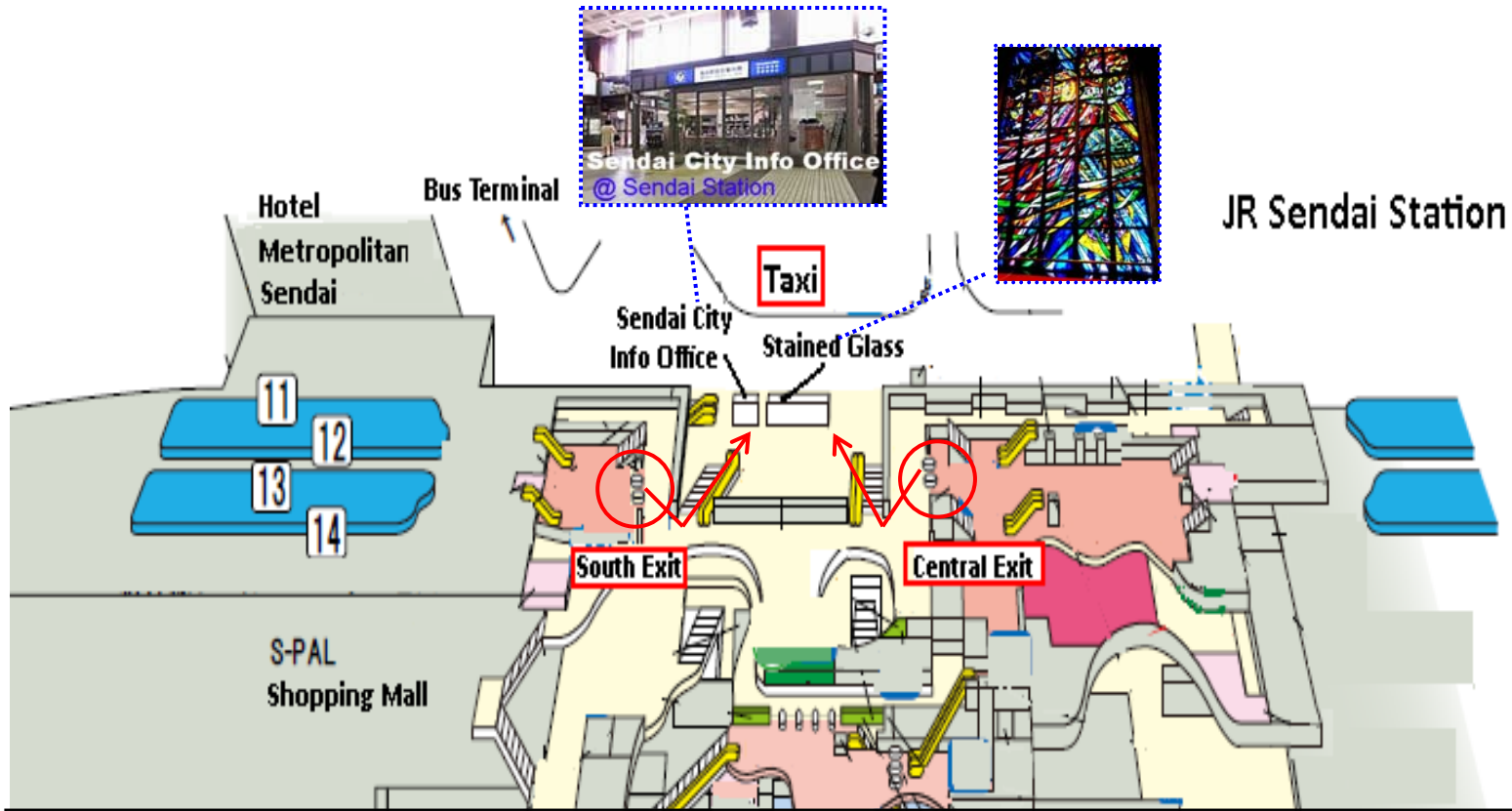
All shinkansen coming from Tokyo arrives at one of four tracks, # 11 to 14.

Exit from either Shinkansen South Exit 新幹線南口 or Shinkansen Central Exit 新幹線中央口.

It is highly recommended to take a taxi from Sendai Station to the Tohoku Univ. dorm in order to attend their Housing Orientation starting from 14:00!!

* * See next page for detailed direction to dorm * *

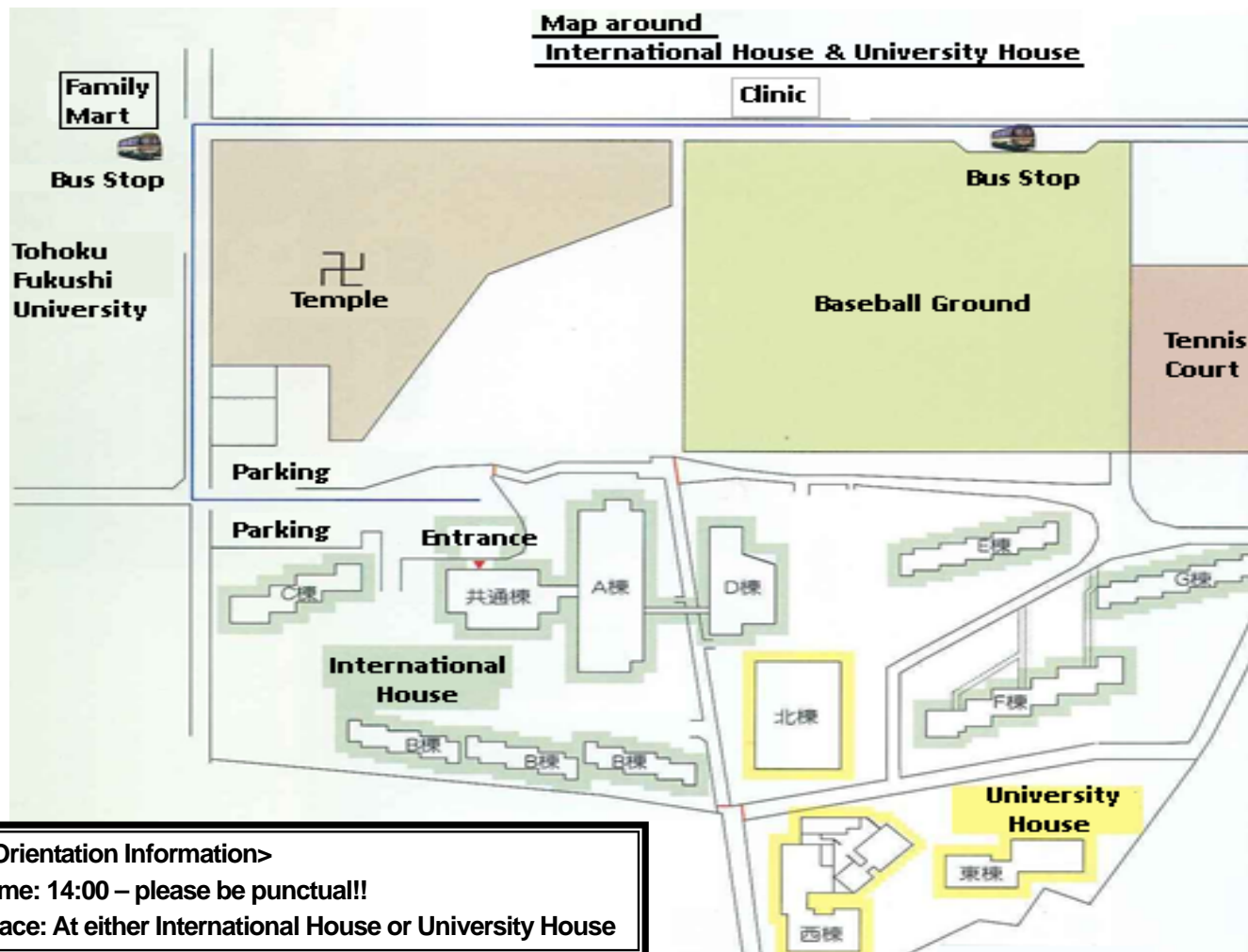




As you go down the escalator in front of Shinkansen exits, you'll see a beautiful, large stained glass and an information office next to it. A taxi stand can be found right beneath the Sendai Station exit- note that the station is on the 2nd floor; so you'll need to go down to the ground level to get to the taxi stand.

Show or tell the driver the following address: 宮城県仙台市青葉区三条町 19-1 (東北大学宿舎)
 19-1 Sanjo-machi, Aoba-ku, Sendai-city, Miyagi (Tohoku Univ. Dorm)

The fare should be about 1,600 yen and the ride is about 10 minutes.



<Orientation Information>

Time: 14:00 – please be punctual!!

Place: At either International House or University House